# CAIXA BOCA DE LOBO C/ GALERIA TUBULAR

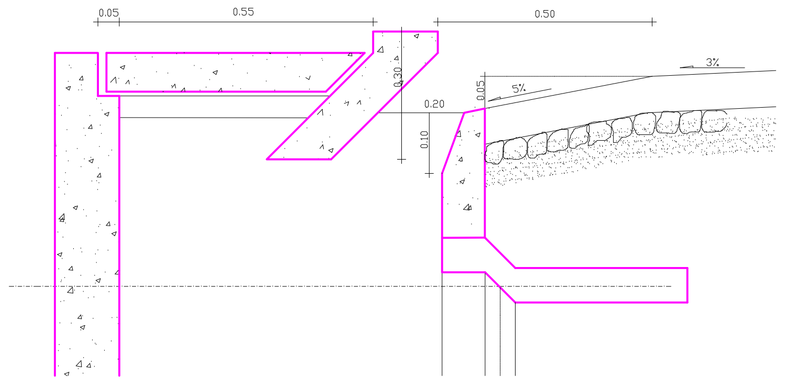


DETALHE DA SEÇÃO A - A
ESCALA ---------- 1/10

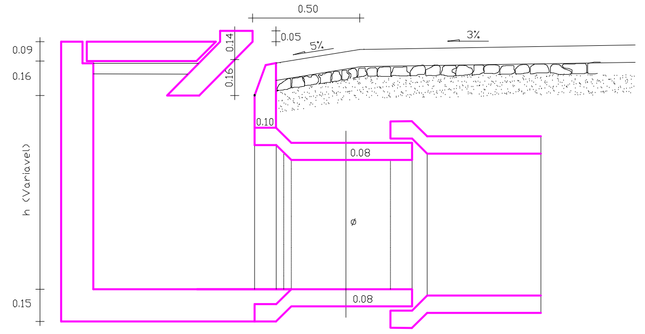


SEÇÃO A - A
ESCALA ---- SEM

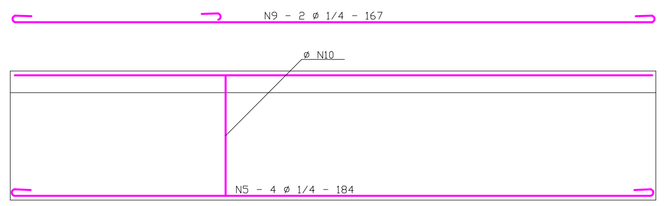


ARMADURA VIGA V3 ( 15 x 30 )

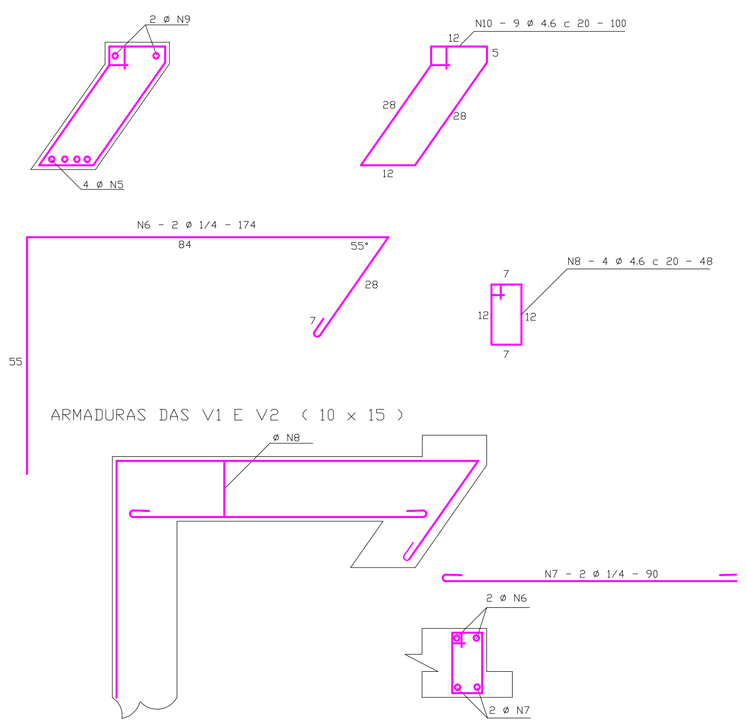


ARMADURAS DAS V1 E V2 ( 10 x 15 )

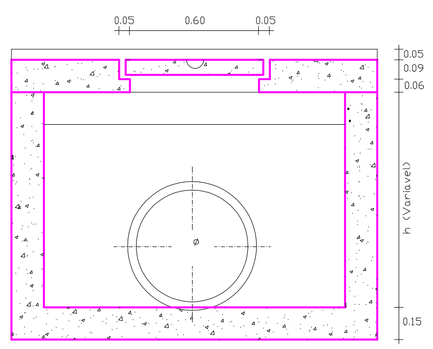


SEÇÃO B - B
ESCALA ---- SEM

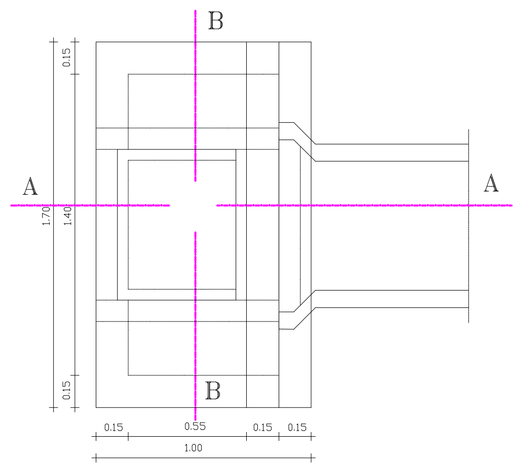


PLANTA BAIXA
ESCALA ---- SEM

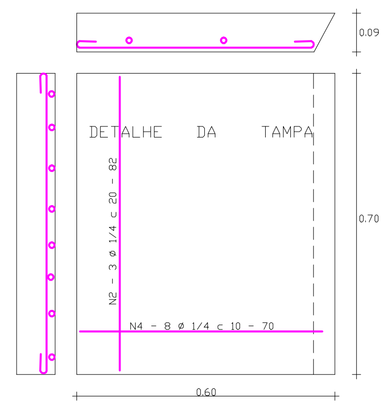


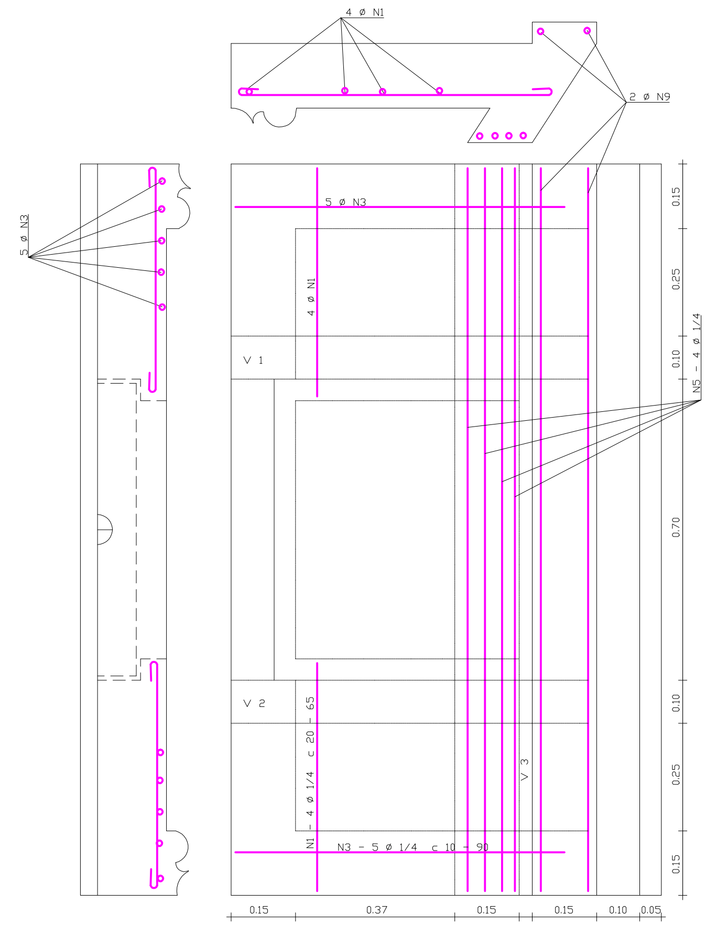


SECAO A - A
ESCALA ---- SEM

## BOCA DE LOBO C/ GALERIA TUBULAR

| QUADRO GERAL DE FERROS | | | | |
|---|---|---|---|---|
| N | ø | QUANTIDADE | COMPRIMENTO UNITARIO | COMPRIMENTO TOTAL |
| 1 | 1/4 | 8 | 65 | 520 |
| 2 | 1/4 | 3 | 82 | 246 |
| 3 | 1/4 | 10 | 90 | 900 |
| 4 | 1/4 | 8 | 70 | 560 |
| 5 | 1/4 | 4 | 184 | 736 |
| 6 | 1/4 | 4 | 174 | 696 |
| 7 | 1/4 | 4 | 90 | 360 |
| 8 | 4.6 | 8 | 48 | 384 |
| 9 | 1/4 | 2 | 167 | 334 |
| 10 | 4.6 | 9 | 100 | 900 |

C A - 50

| QUADRO RESUMO | | | |
|---|---|---|---|
| ø | COMP. TOTAL | PESO/m | PESO TOTAL |
| 4.6 | 1284 | 0.130 | 1.67 |
| 1/4 | 4352 | 0.250 | 10.88 |
| TOTAL | | (kg) | 12.55 |

DETALHE DO BERÇO PARA ASSENTAMENTO DOS TUBOS

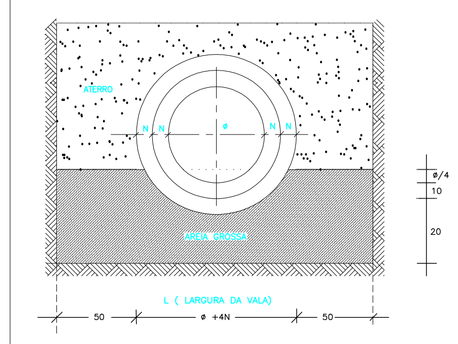


| DIÂMETROS (m) |
|---|
| 0.60 |
| 0.80 |
| 1.00 |
| 1.20 |

## CABEÇA DE BUEIRO RETANGULAR

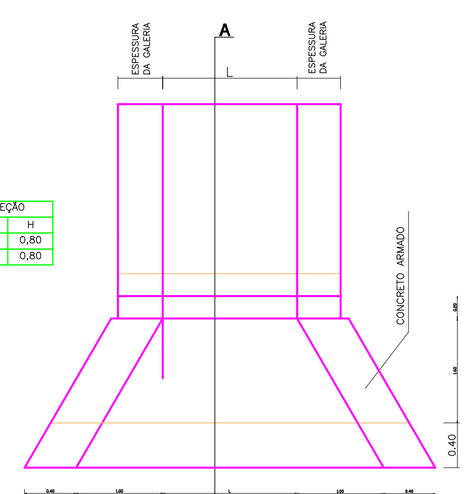


| SEÇÃO | | |
|---|---|---|
| N° | L | H |
| 1 | 1,10 | 0,80 |
| 1 | 1,30 | 0,80 |

A
PLANTA BAIXA

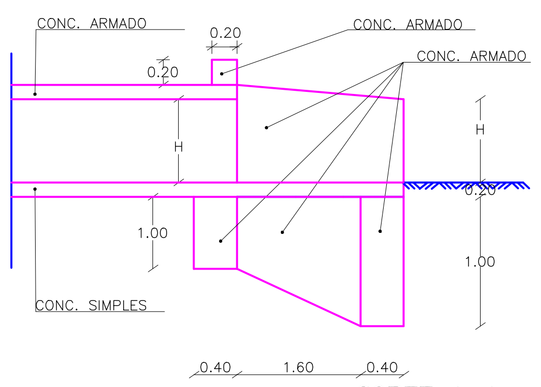


CORTE A–A

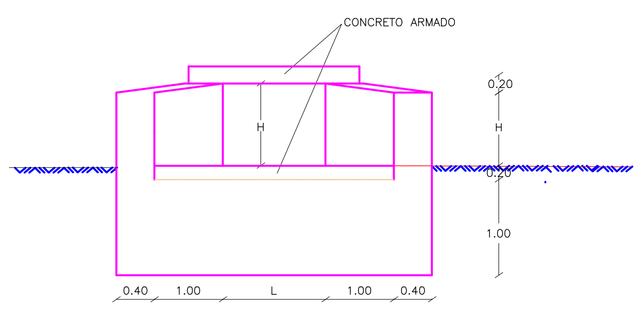


VISTA FRONTAL

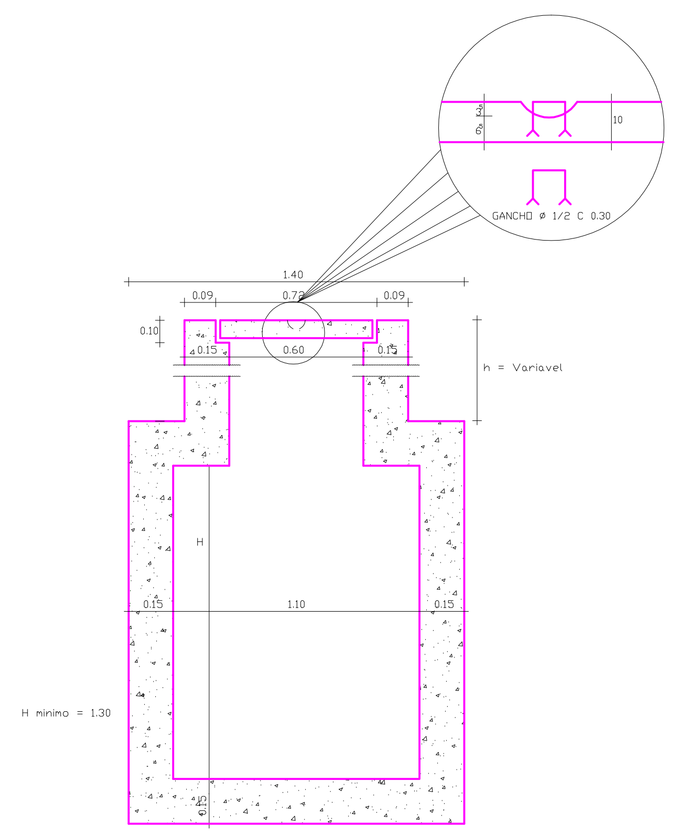


## CAIXA DE VISITA TIPO "A"

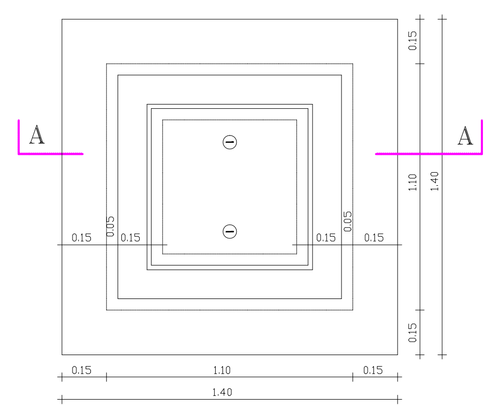


PROJECAO HORIZONTAL
ESCALA ---------- SEM

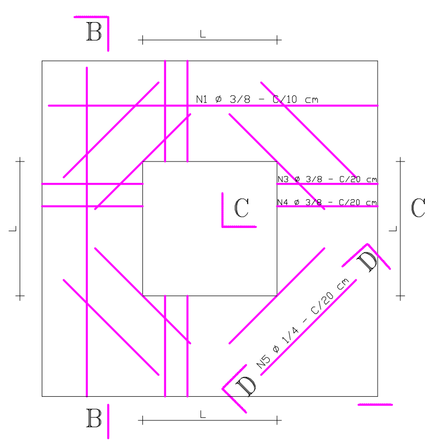


PLANTA DE FERRAGEM
ESCALA ---------- SEM

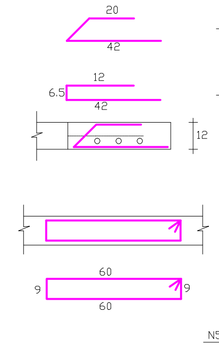


N4 ø 3/8 Comp. = 0.745
N3 ø 3/8 Comp. = 0.785

SECAO C - C
ESCALA ---- SEM

SECAO D - D
ESCALA ---- SEM

N5 ø 1/4 Comp. = 1.480

| QUADRO GERAL DE FERROS | | | | |
|---|---|---|---|---|
| N | ø | QUANTIDADE | COMPRIMENTO UNITARIO | COMPRIMENTO TOTAL |
| 1 | 3/8 | 16 | 1.470 | 23.52 |
| 2 | 3/8 | 12 | 0.670 | 8.04 |
| 3 | 3/8 | 12 | 0.785 | 9.42 |
| 4 | 3/8 | 12 | 0.745 | 8.94 |
| 5 | 1/4 | 8 | 1.480 | 11.84 |

C A - 50

| QUADRO RESUMO | | | |
|---|---|---|---|
| ø | COMP. TOTAL | PESO/m | PESO TOTAL |
| 3/8 | 49.92 | 0.563 | 28.10 |
| 1/4 | 11.84 | 0.250 | 2.96 |
| TOTAL | | (kg) | 31.06 |

OBS: A FERRAGEM DO DETALHE ABAIXO SERA COLOCADA NA DISTANCIA "L" ASSINALADA L = 0.60

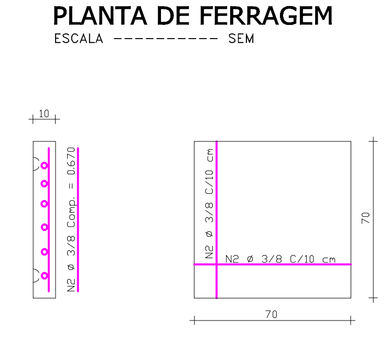


DETALHE DA TAMPA
ESCALA -------- SEM

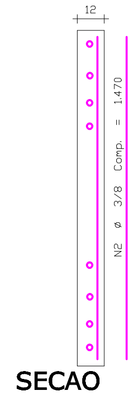


SECAO B - B
ESCALA ---- SEM

| REV. | DISCRIMINAÇÃO | RESP. | DATA |
|---|---|---|---|

Prefeitura de Fortaleza — SEINF

ASSUNTO: RUA VANDA CIDADE

PRANCHA No. 03/03

ESPECIFICAÇÃO DA PRANCHA: DETALHES

ESCALA: INDICADA

TOPÓGRAFO: –

AUTOR DO PROJETO:
ENGo. VALÉRIA DINIZ DOS SANTOS
CREA–PB No.1600331025–D
KL ENGENHARIA

DATA: JUN/2008

DESENHISTA: –

REGIONAL: SER – VI

CÉLULA DE OBRAS VIÁRIAS E INFRA–ESTRUTURA
GERENTE: ENG° ANA RUTH BEZERRA SOARES VAZ

BAIRRO: CAJAZEIRAS

SECRETARIA MUNICIPAL DE DESENVOLVIMENTO URBANO E INFRA-ESTRUTURA - SEINF
RUA SÃO JOSÉ, 11 - CENTRO - CEP - 60.060-170
FORTALEZA-CEARÁ
TELEFONE: (85) 3452-1777